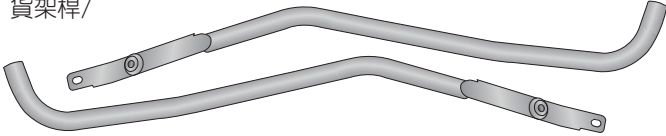

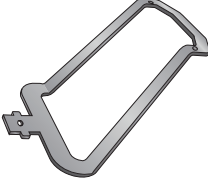
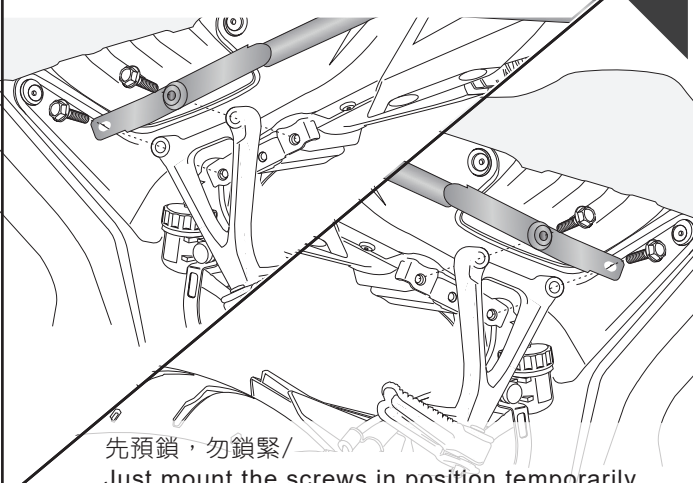
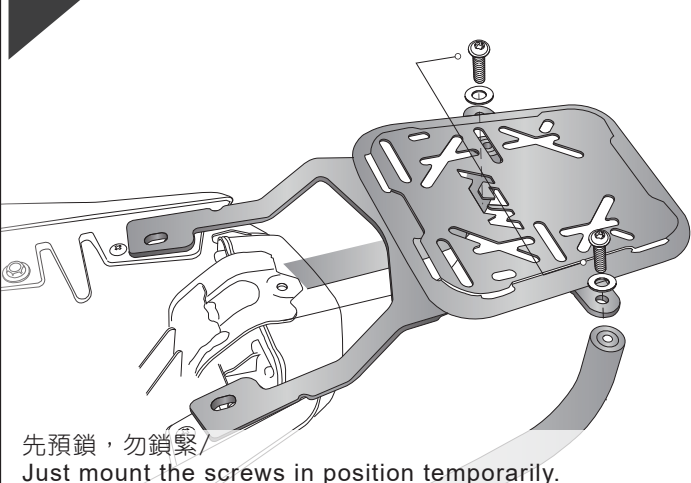
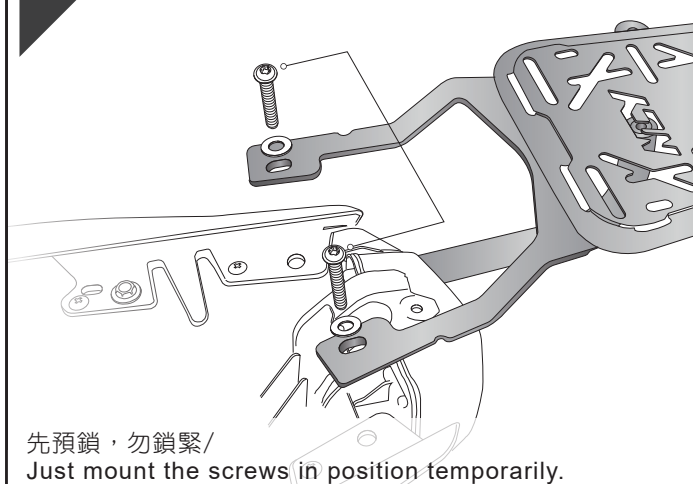
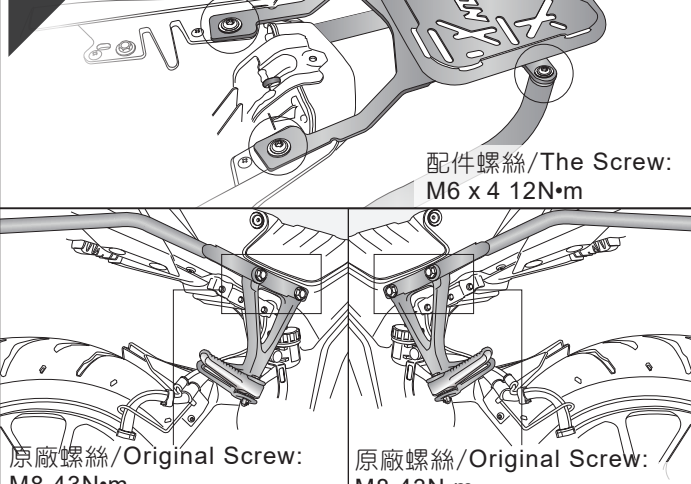


- 感謝您購買 **NCY** 產品，在此向您致上萬分謝意。使用之前，請您務必詳讀並參照安裝說明，並且正確組裝。
- Before installing, please read Installing Manual well.

■ ■ 1-1 配件 Accessories

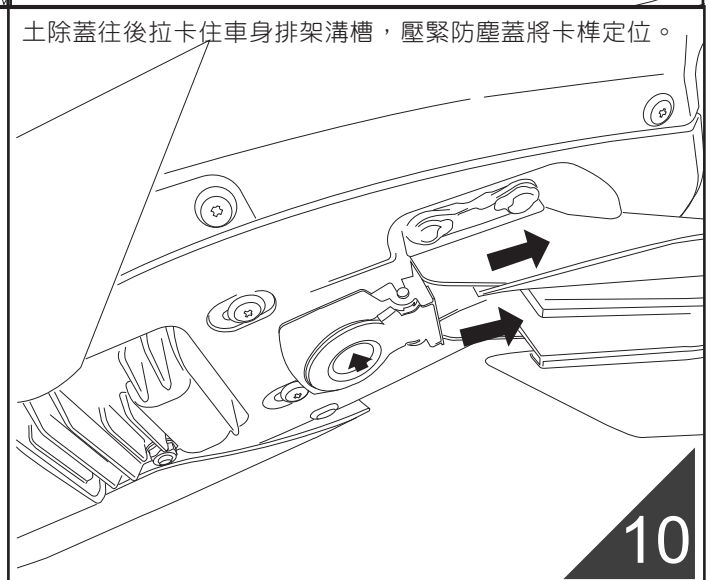
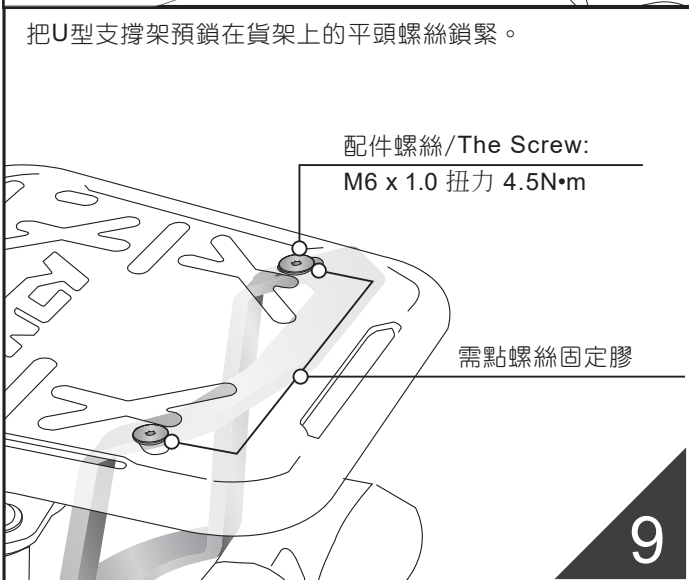
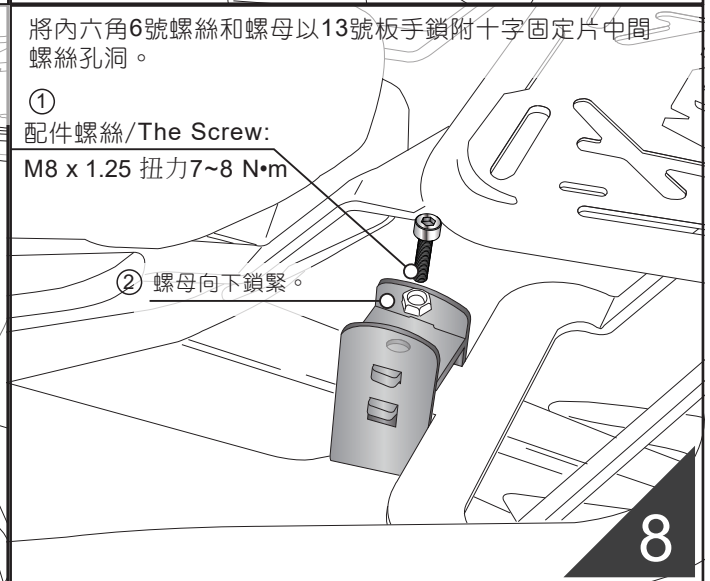
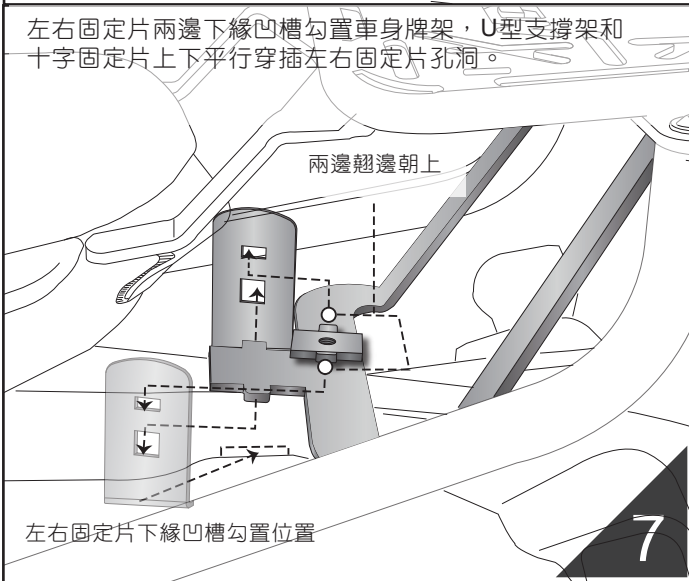
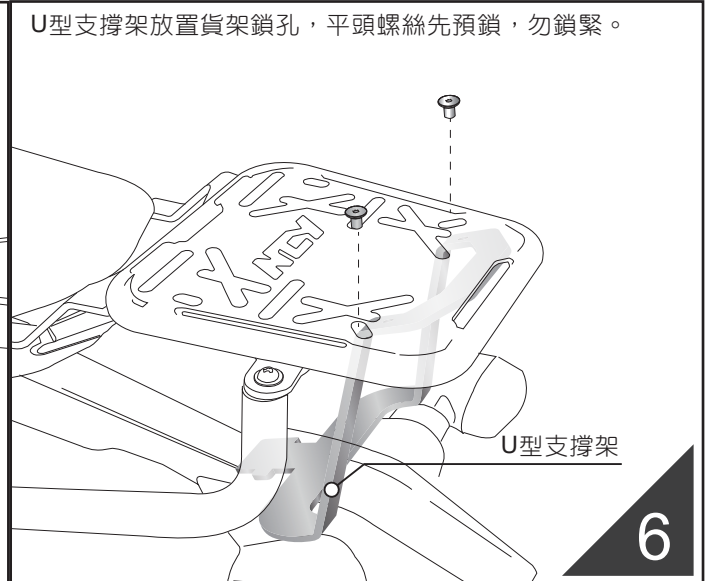
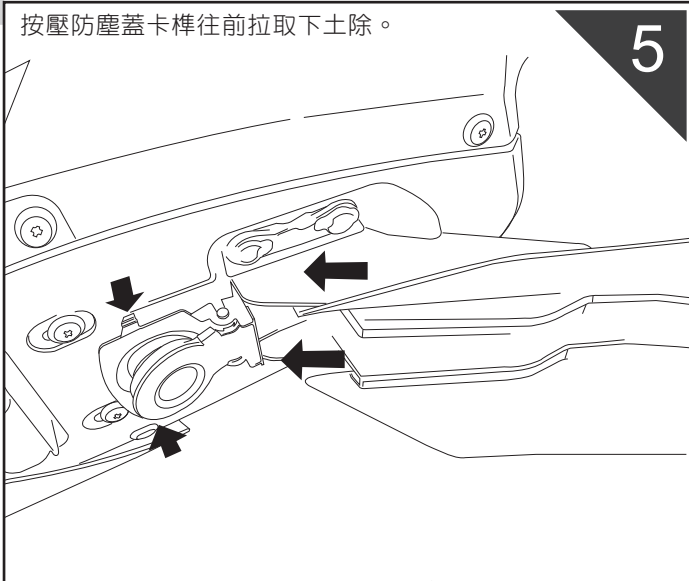
貨架桿/ 	半圓頭螺絲/ Half round head hexagon socket head screw M6xP1.0x25L x 2	半圓頭螺絲/ Half round head hexagon socket head screw M6xP1.0x12L x 2
貨架平台/ 	平頭白鐵內六角螺絲/ M6xP1.0x20L x 2	螺絲墊片/ Screw washer x 4
U型支撐架/ 	白鐵內六角螺絲/ M8xP1.25x20L x 1	十字固定片/ 左右固定片/ 左/ 右/

■ ■ 1-2 產品組裝說明 示意圖 Installing Manual

<p>1 安裝貨架桿和右側/左側 原廠踏腳桿</p>  <p>先預鎖，勿鎖緊/ Just mount the screws in position temporarily.</p>	<p>2 安裝平台貨架 半圓頭螺絲 鎖附 M6xP1.0x12L</p>  <p>先預鎖，勿鎖緊/ Just mount the screws in position temporarily.</p>
<p>3 安裝平台貨架 半圓頭螺絲 鎖附 M6xP1.0x25L</p>  <p>先預鎖，勿鎖緊/ Just mount the screws in position temporarily.</p>	<p>4</p>  <p>配件螺絲/The Screw: M6 x 4 12N•m</p> <p>原廠螺絲/Original Screw: M8 43N•m</p>

注意! 螺絲依規定扭力務必鎖緊，防止機車行駛中晃動鬆脫產生危險。
Notice! The screws must be tightened to prevent loosening.

- 感謝您購買 **NCY** 產品，在此向您致上萬分謝意。使用之前，請您務必詳讀並參照安裝說明，並且正確組裝。
- Before installing, please read Installing Manual well.



限重 6kg & 不可作為移車支撐點/

※ 本商品主要作為載物用途，移車、架車時，請勿作為抓握的施力點，以免損壞商品本體或車體。

※ DELIVERY RACK is only for products carrying using. Please prevent from holding DELIVERY RACK to move scooter or make the main stand to damage DELIVERY RACK or scooter.